

Best suited for overvoltage protection of electronic system:
 Electronic system for use in automobiles
 Electronic system for commercial use
 Electronic system for industrial use
 For communications, controls, measuring instruments, etc.

FEATURES

- Excellent clamp voltage characteristics that protect electronic system from any kind of surge
- High surge power withstanding capabilities that absorb load dump surge
- Excellent surge responsibility for steep surge absorption
- Surface mount type is available for easy applications
- Corresponds to taping packages.
- Automotive AEC Q101 Qualified
- MSL Level 1 guaranteed (Tpeak=260 °C)

MAXIMUM RATINGS (Ta=25 °C)

CHARACTERISTIC	Symbol	Rating	Unit
Allowable Power Dissipation(Note 1)	P	5	W
Peak Pulse Power Dissipation with 10/1,000 μ s wave form	P _{PPM}	3,600	W
Peak Pulse Power Dissipation with 10/10,000 μ s wave form	P _{PPM}	3,200	W
Non-Repetitive Peak Reverse Surge Current (See Fig1 for the exponents)	I _{RSM}	70	A
Junction Temperature	T _J	-55~175	°C
Storage Temperature Range	T _{STG}	-55~175	°C

Note 1 : Lead tip temperature T_L = 25°C.

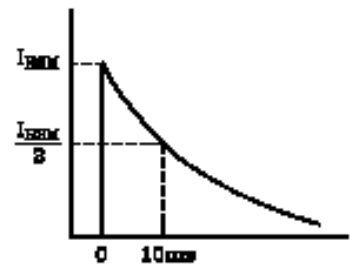
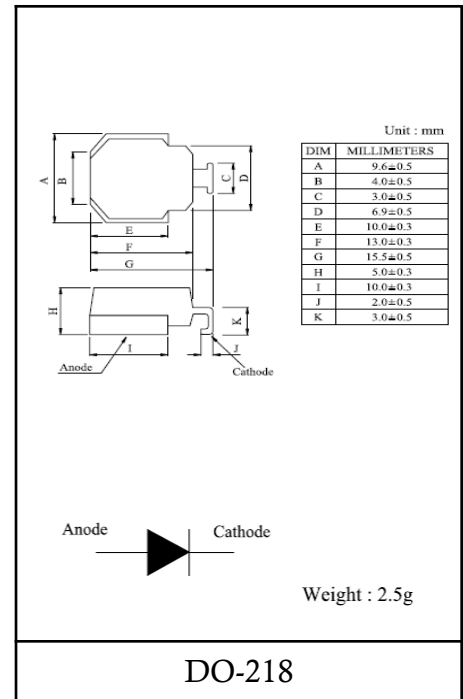
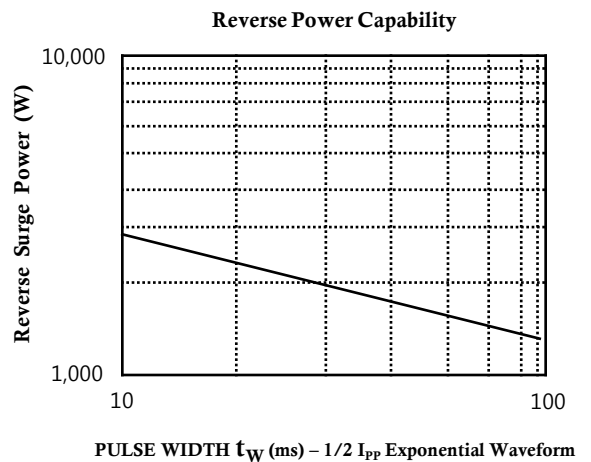
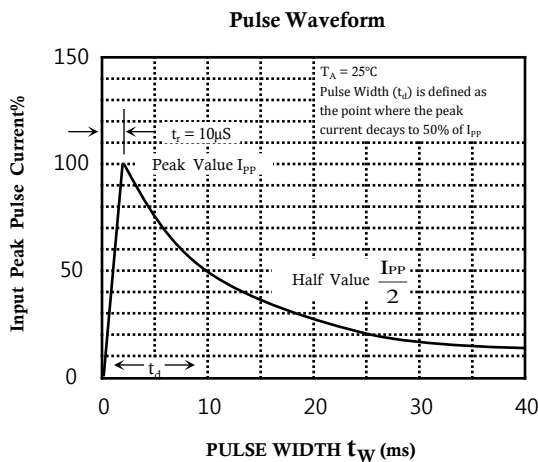
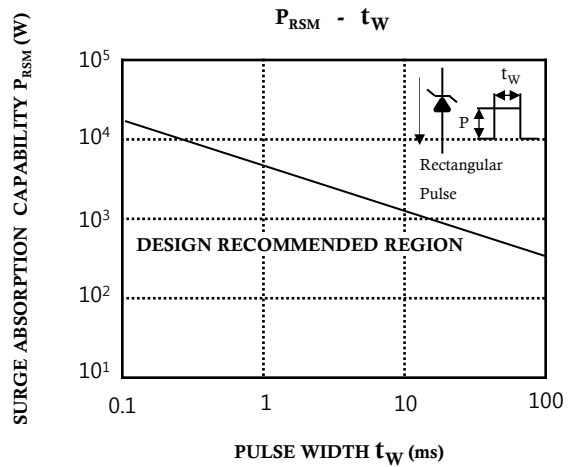
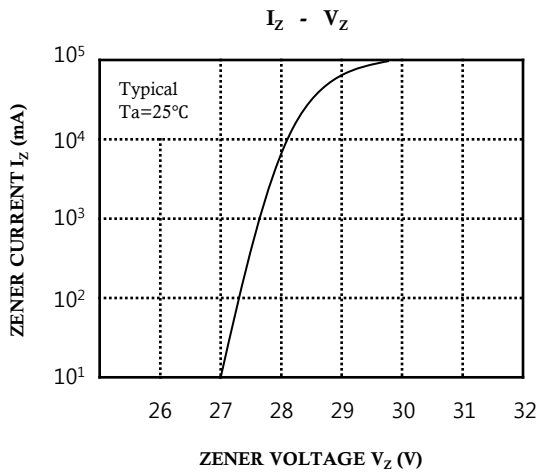
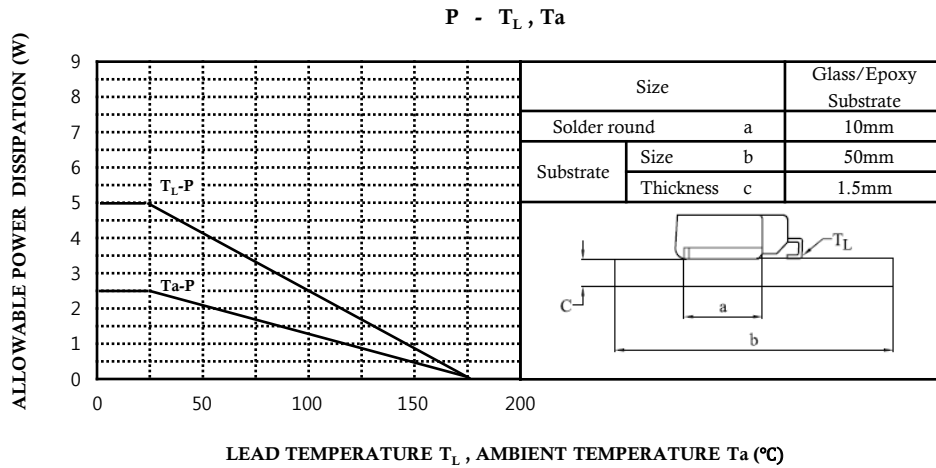


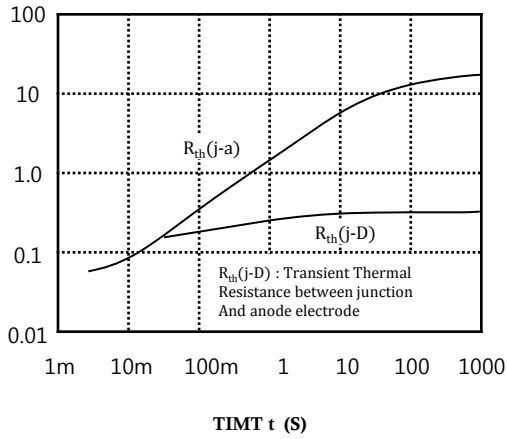
Fig1

ELECTRICAL CHARACTERISTICS (Ta=25 °C)

CHARACTERISTIC	Symbol	Test Condition	MIN	TYP	MAX	Unit
Zener Voltage	V _Z	I _Z =10mA	24	27	30	V
Operating Resistance	r _d	I _Z =10mA	-	-	30	Ω
Temperature Coefficient	α _T	I _Z =10mA	-	23	36	mV / °C
Forward Voltage	V _F	I _F =6A	-	-	1.0	V
		I _F =100A	-	-	1.2	
Reverse Current	I _R	V _R =22V	-	-	10	μA
Clamping Voltage	V _C	I _{RSM} =55A	-	-	40	V



R_{th} - t



I_F - V_F

