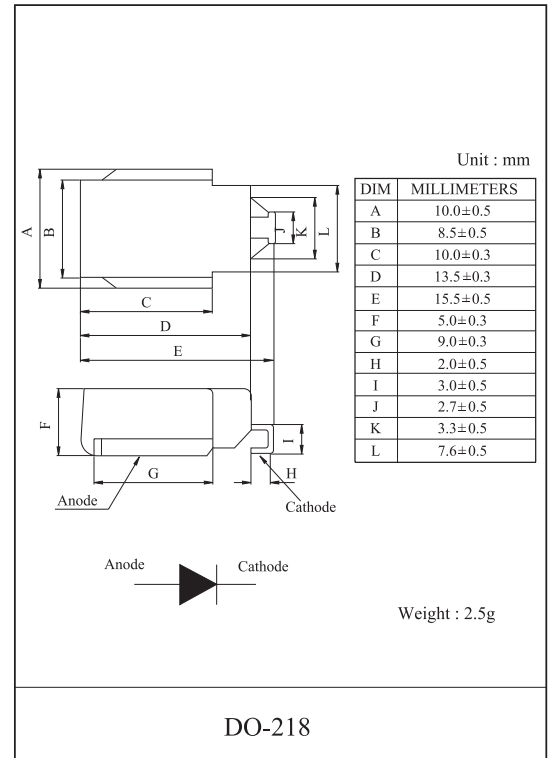


BEST SUITED FOR OVERVOLTAGE PROTECTION OF ELECTRONIC SYSTEM :
 ELECTRONIC SYSTEM FOR USE IN AUTOMOBILES
 ELECTRONIC SYSTEM FOR COMMERCIAL USE
 ELECTRONIC SYSTEM FOR INDUSTRIAL USE
 FOR COMMUNICATIONS, CONTROLS, MEASURING INSTRUMENTS, ETC.

FEATURES

- Excellent clamp voltage characteristics that protect electronic system from any kind of surge.
- High surge power withstanding capabilities that absorb load dump surge.
- Excellent surge responsibility for steep surge absorption.
- Surface mount type is available for easy applications. Axial lead type is also available.
- Although the typical zener voltage is $V_Z=27V$, we can provide the products other than the typical values.
- Corresponds to taping packages. (500P/Reel)
- Automotive AEC-Q101 Qualified.
- MSL Level 1 guaranteed ($T_{peak} = 260$)



MAXIMUM RATING (Ta=25)

CHARACTERISTIC	SYMBOL	RATING	UNIT
Allowable Power Dissipation (Note 1)	P	6	W
Peak Pulse Power Dissipation With 10/1,000us wave form	P_{PPM}	4,600	W
Peak Pulse Power Dissipation With 10/10,000us wave form	P_{PPM}	3,600	W
Non-Repetitive Peak Reverse Surge Current (See Fig.1 for the exponents.)	I_{RSM}	90	A
Operating Junction Temperature	T_j	-55 175	
Storage Temperature Range	T_{stg}	-55 175	

Note 1 : Lead tip temperature $T_L=25$.

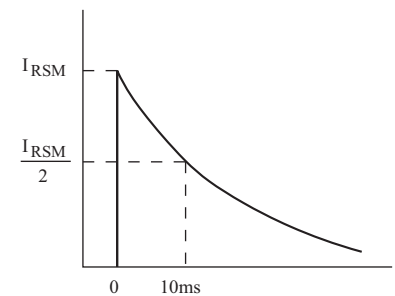


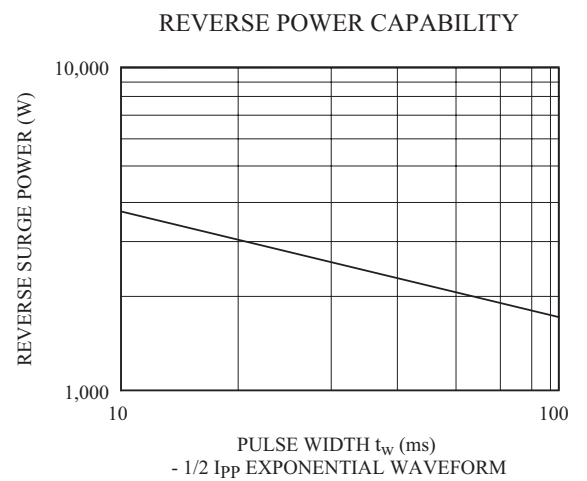
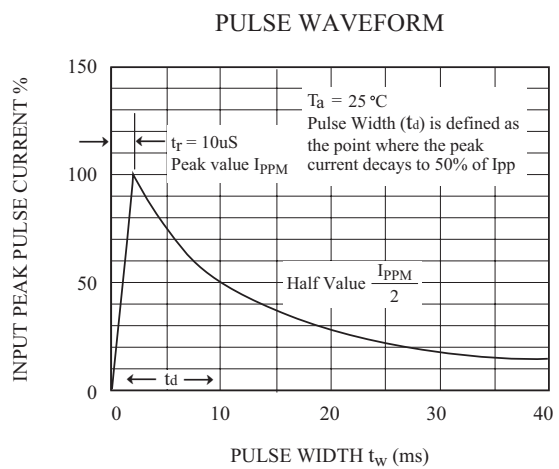
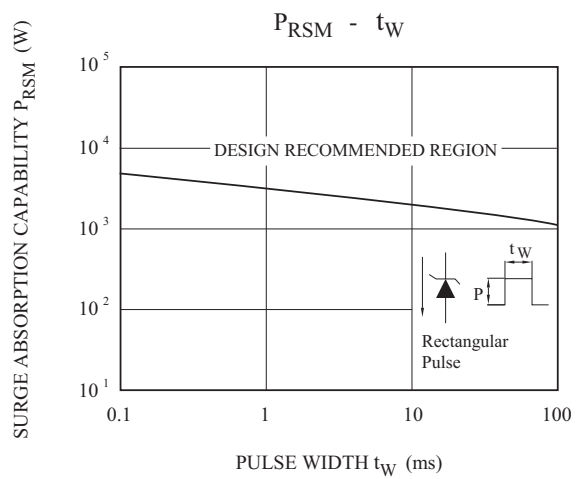
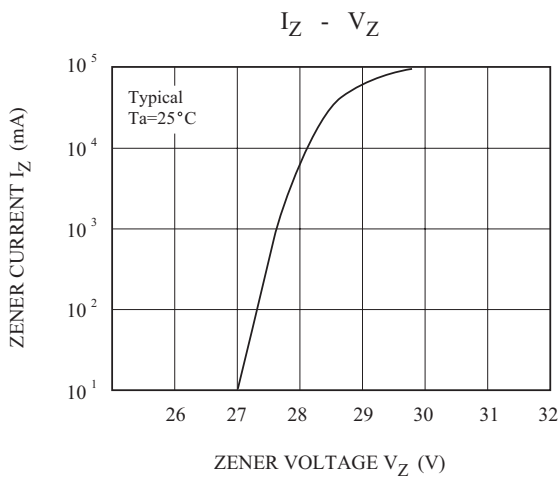
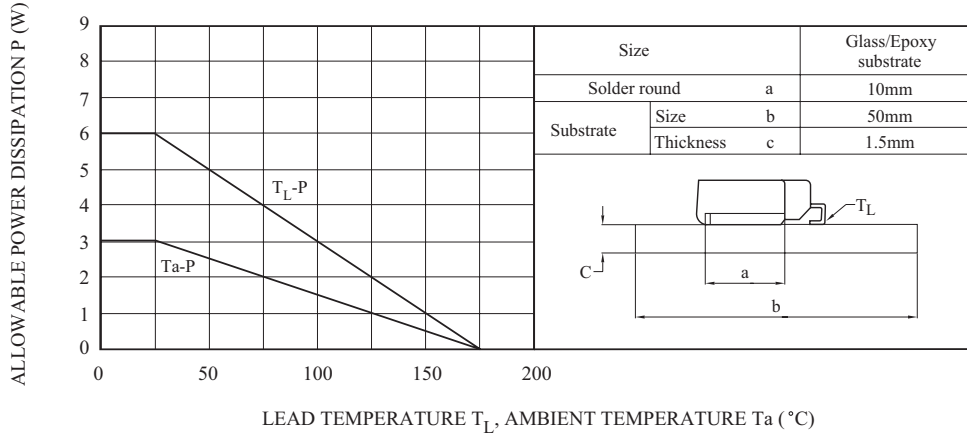
Fig 1.

ELECTRICAL CHARACTERISTICS (Ta=25)

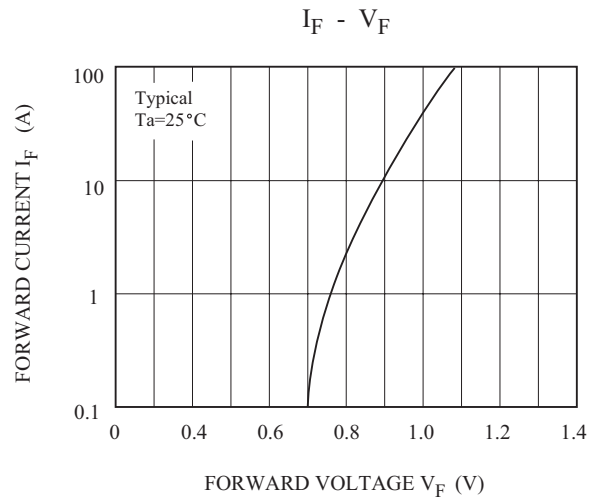
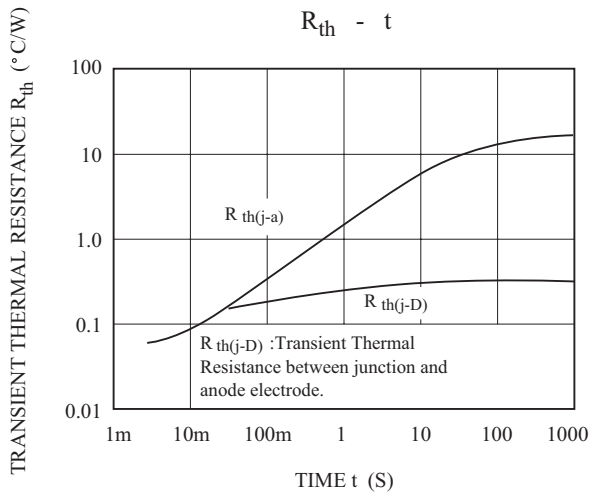
CHARACTERISTIC	SYMBOL	TEST CONDITION	MIN.	TYP.	MAX.	UNIT
Zener Voltage	V_Z	$I_Z=10mA$	24.0	27.0	30.0	V
Operating Resistance	r_d	$I_Z=10mA$	-	-	30	
Temperature Coefficient	T	$I_Z=10mA$	-	23	36	mV/
Forward Voltage	V_F	$I_F=6A$	-	-	0.99	V
		$I_F=100A$	-	-	1.1	V
Reverse Current	I_R	$V_R=22V$	-	-	10	μA
Clamping Voltage	V_C	$I_{RSM}=65A$	-	-	40	V

Z6W27V

P - T_L, T_a



Z6W27V



LOAD DUMP POWER CHARACTERISTICS (10ms EXPONENTIAL WAVEFORM)

